
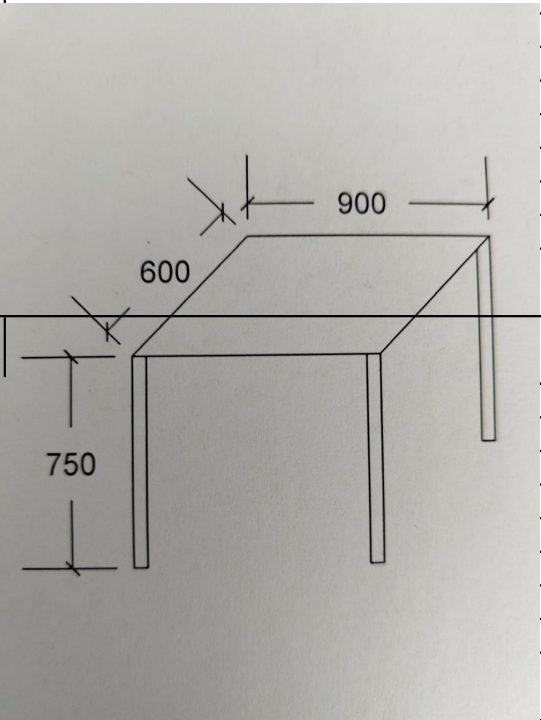

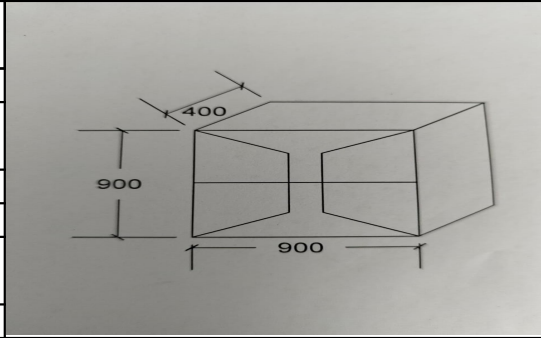
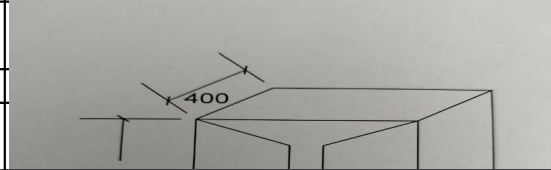





Jain Oswal Boarding , Nashik  
Steel Furniture BOQ

Sr.no.	Name of item	Specification	Quantity	Unit	Reference image	Drawing	Rate	Amount
1	Bed	Size - 1930(L) X 800(W) X 400(H) mm	195	No				
		Bes structure -						
		1) Head frame and leg -CRCA pipe 40 X 40 X 1.6mm						
		2) Bed frame - CRCA pipe 50 X 25 X 1.6mm						
		3) under ply support pipe 3No of length 750mm of 25 X25 X 1.6 mm pipe						
		4) Bottom of leg should be closed with metal bushing, for to avoid scartches on floors						
		5) All sharp edges should be smooth						
		6) Plywood / Board 18mm thk with wooden bidding with polish						
		7) All metal parts should be power coated of approved shade						
2	Steel cupboard	Size - 90"(H) X 33"(W) X 19.5"(D)	90	No				
		1) 0.85 mm thick sheet for door and 0.65mm thick for rest of body with powder coating of approved shade						
		2) One half locker with provision of braket for locking						
		3)One half shelf						
		4) One hanger rod						
		5) One hanger hook patti behind door shutter						
		6) Full shelf - 2 No						
		7) One shoe drawer of size 4.5" (H) X 30" (W) X 18"(D)						
		8) Drawer should run smoothly on telescopic channel						
		9) Four adjustable leveller bush						
		10) Three way locking system ,without inbuilt lock , providing bracket for outside locking						
3	Steel cupboard	Size - 90"(H) X 33"(W) X 24.5"(D)	55	No				
		1) 0.85 mm thick sheet for door and 0.65mm thick for rest of body with powder coating of approved shade						
		2) One half locker with provision of braket for locking						
		3)One half shelf						
		4) One hanger rod						
		5) One hanger hook patti behind door shutter						
		6) Full shelf - 2 No						
		7) One shoe drawer of size 4.5" (H) X 30" (W) X 18"(D)						
		8) Drawer should run smoothly on telescopic channel						
		9) Four adjustable leveller bush						
		10) Three way locking system ,without inbuilt lock , providing bracket for outside locking						
4	Steel cupboard	Size - 90"(H) X 33"(W) X 24.5"(D)	50	No				

		1) 0.85 mm thick sheet for door and 0.65mm thick for rest of body with powder coating of approved shade						
		2) One half locker with provision of braket for locking						
		3)One half shelf						
		4) One hanger rod						
		5) One hanger hook patti behind door shutter						
		6) Full shelf - 2 No						
		7) One shoe drawer of size 4.5" (H) X 30" (W) X 18"(D)						
		8) Drawer should run smoothly on telescopic channel						
		9) Four adjustable leveller bush						
		10) Three way locking system ,without inbuilt lock , providing bracket for outside locking						
		11) Provide mirror on door - Size 12"(W) X 60"(H)						
5	Study table	Size - 750 (L)X 600 (W)X 750(H) mm	90	No				
		1) Top should 18mm approved prelaminated particle board						
		2) 25 X 25 mm pipe frame for leg						
		3) 25 X 25 X 3 mm angle for top						
		4) 25 X 25 X 3mm framing for foot rest						
		5) Provide one drawer with brackets for locking						
		6) Bottom part of leg should be closed with metal bushing for to avavoid scratches on floor						
		7) All member should be powder coated of approved shade						
6	Study table	Size - 900 (L)X 600 (W)X 750(H) mm	105	No				
		1) Top should 18mm approved prelaminated particle board						
		2) 25 X 25 mm pipe frame for leg						
		3) 25 X 25 X 3 mm angle for top						
		4) 25 X 25 X 3mm framing for foot rest						
		5) Provide one drawer with brackets for locking						
		6) Bottom part of leg should be closed with metal bushing for to avavoid scratches on floor						
		7) All member should be powder coated of approved shade						
7	Overhead storage above study table	Size - 900 (L)X 400 (D)X 900(H) mm	105	No				
		1) 0.85 mm thick sheet for door and 0.65mm thick for rest of body with powder coating of approved shade						
		2) provide one shelf						
		3) Provide MS bush for fitting on wall						
		4) Provide 3 way locking system without inbuilt lock and providing brackets for outside locking						
		5) All sharpen edges should be smooth						
7	Overhead storage above study table	Size - 750(L)X 400 (D)X 900(H) mm	45	No				
		1) 0.85 mm thick sheet for door and 0.65mm thick for rest of body with powder coating of approved shade						

		4) Provide 3 way locking system without inbuilt lock and providing brackets for outside locking						
		5) All sharpen edges should be smooth						
8	Study Chairs	1) Frame in 1mm thick CRCA pipe of 20 OD	195	No				
		2) Round seat of perforated sheet						
		3) Back support designed of 1mm thick CRCA pipe of 15 OD						
		4)Metal bushing to pipes, so as to protect scratches on floor						
		5) Powder coating of approved shade						

- Terms and Conditions -
- 1) Security deposite - Rs 520000 /- by cheque in favour of jain oswal boarding
  - 2) Sampe of one cupboard , one bed , one study table should be provided for inspection
  - 3) Supplier should be manufacturer of steel furniture
  - 4) Manufacturer turnover for period 2020 -21, 2021-22 and 2022-23 not be less than 2 crore ( Excluding GST)
  - 5) Documents to be submitted along with tender -
    - A) MSME certificate
    - B) Udhyam certificate
    - C) Factory act license
    - D) ISO 9001 certificate
    - E) GST registration certificate